

Electromagnetic Energy (EME) Exposure assessment of Telstra's 5G trial network on the Gold Coast, Australia

MWF 5G Workshop – 24th June 2018



Mike Wood
Telstra Corporation Limited



Background

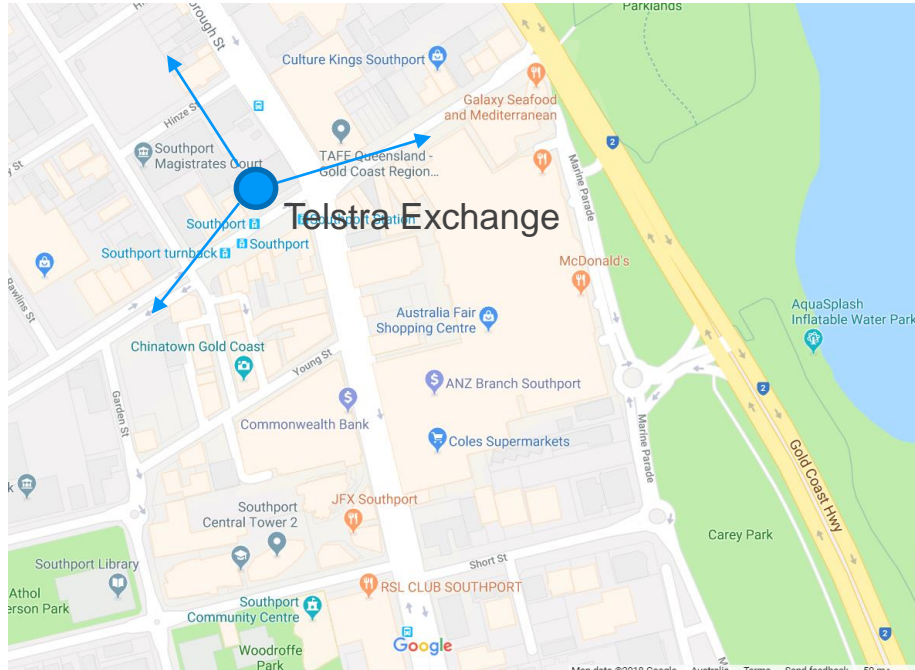
Telstra recently opened a new 5G Innovation Centre at our Southport Exchange on the Gold Coast. The centre will be the home for testing the next generation of mobile technologies in local conditions to support the early commercial deployment of 5G in Australia.

The innovation centre has a

- **27GHz indoor 5G network** operating at similar power to the current indoor mobile technology
- **27GHz outdoor base station** on a tower operating at similar power to a medium range small cell (E100) (63Watts EIRP)



Location



Purpose & Objectives

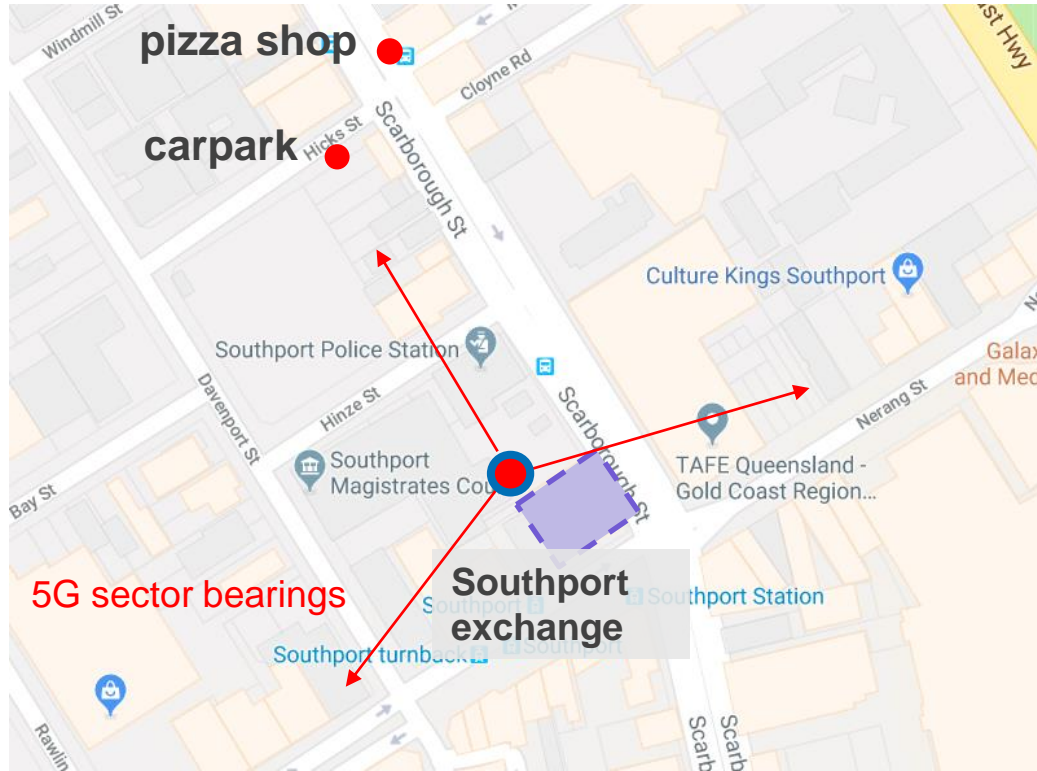
The purpose of the measurements was to ascertain the electromagnetic field (EMF) or electromagnetic energy (EME) levels associated with this new technology

Objectives

- ☐ Compare actual measured EMF levels with theoretical predictions of EMF levels from a 5G antenna to assess confidence in the computation of exclusion zones
- ☐ Assess environmental EMF levels from 5G and other radio sources at both indoor and outdoor areas in the vicinity of the base station
- ☐ Assess suitability of test equipment for mmWave measurements
- ☐ Determine next steps and ongoing EMF learning & assessment requirements




Outdoor measurements




<https://www.google.com.au/maps/@-27.974846,153.3818768,14z>

● 44 m radio tower



Indoor measurements

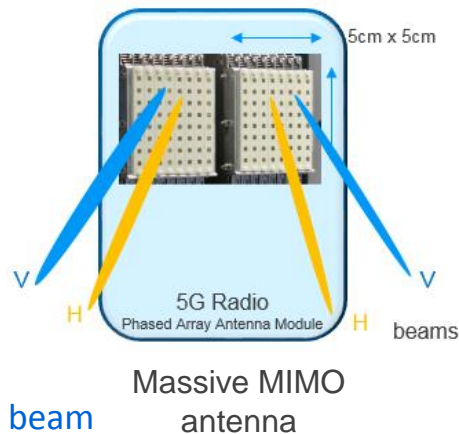


EMF measurements from 5G base station antenna

Transmitter configuration

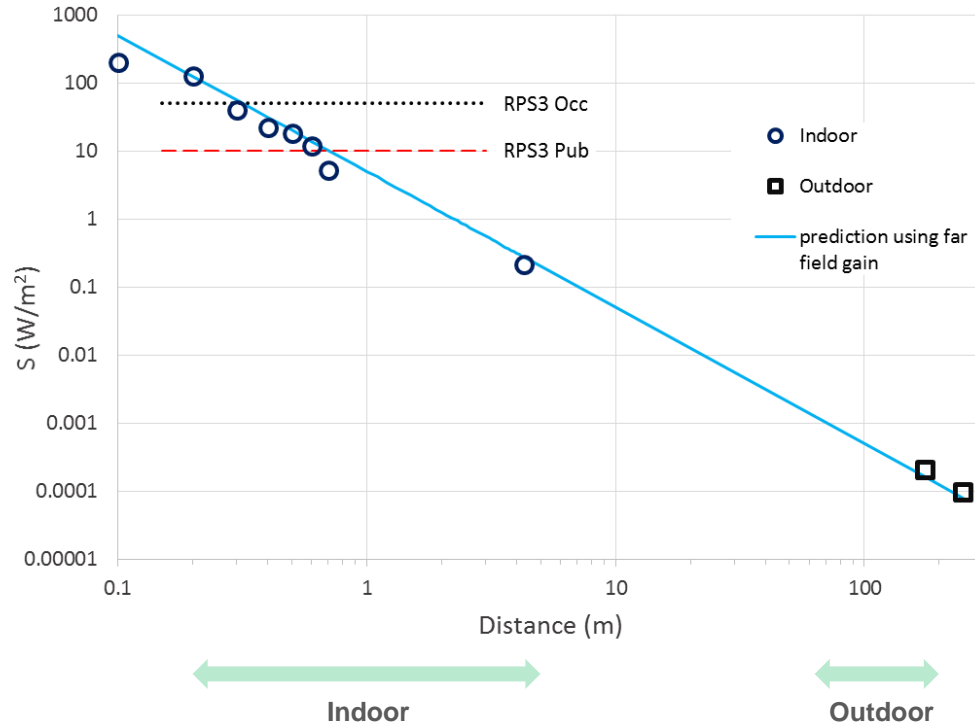
Line of sight along the boresight beam

- ❑ **Indoor:**
 - single antenna array under program control
 - single constant boresight beam, single polarisation, 800 MHz, 42 dBmW (15.8 W) EIRP
- ❑ **Outdoor:**
 - base station antenna 2x2 MIMO, 400 MHz, 45 dBmW (31.5 W) EIRP,
 - vehicle mounted *user equipment* (UE) antenna connected to base station to 'attract' the beam
- ❑ Broadband probe (< 1m from antenna), spectrum analyser and horn antenna (≥ 1 m)
- ❑ TDD downlink/uplink ratio 23:1, high downlink (dummy) traffic generating 1-2 Gbps




EMF measurements along boresight beam

Compare actual measured EMF levels with theoretical predictions

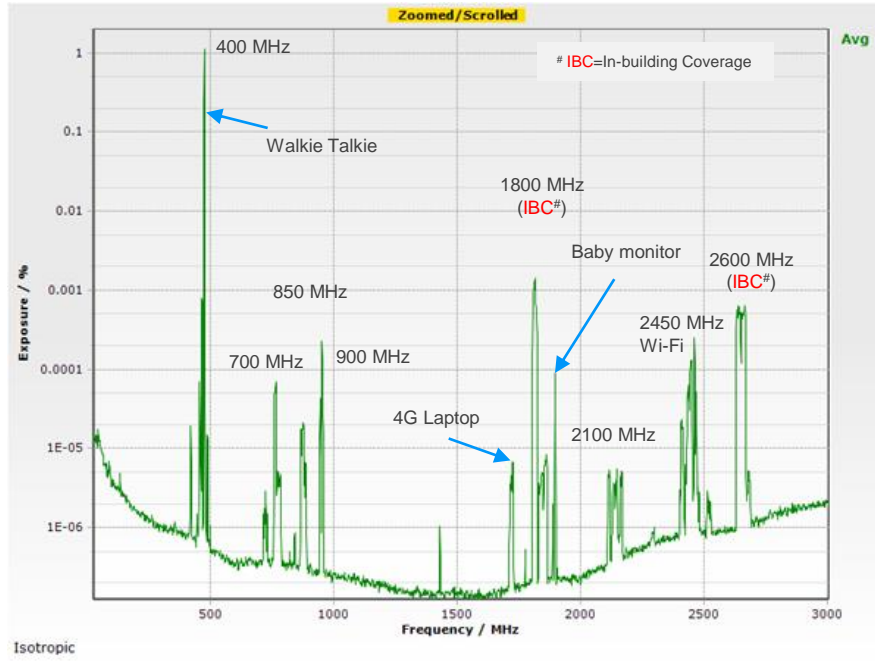


Notes

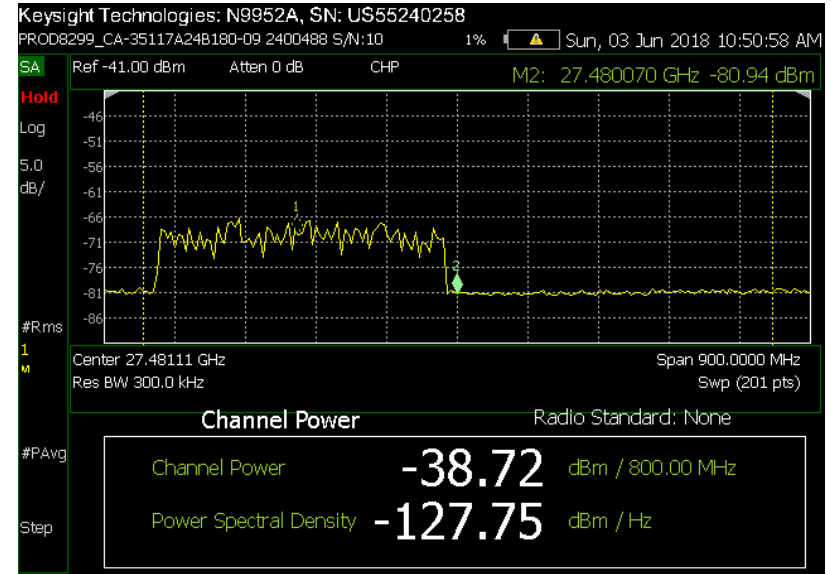
- Measurements scaled to 63 W total EIRP
- Uncertainties: precise measurement location with respect to boresight, field scattering, calibration.



Environmental EMF - indoor spectrum



27 MHz – 3 GHz (1 min average)

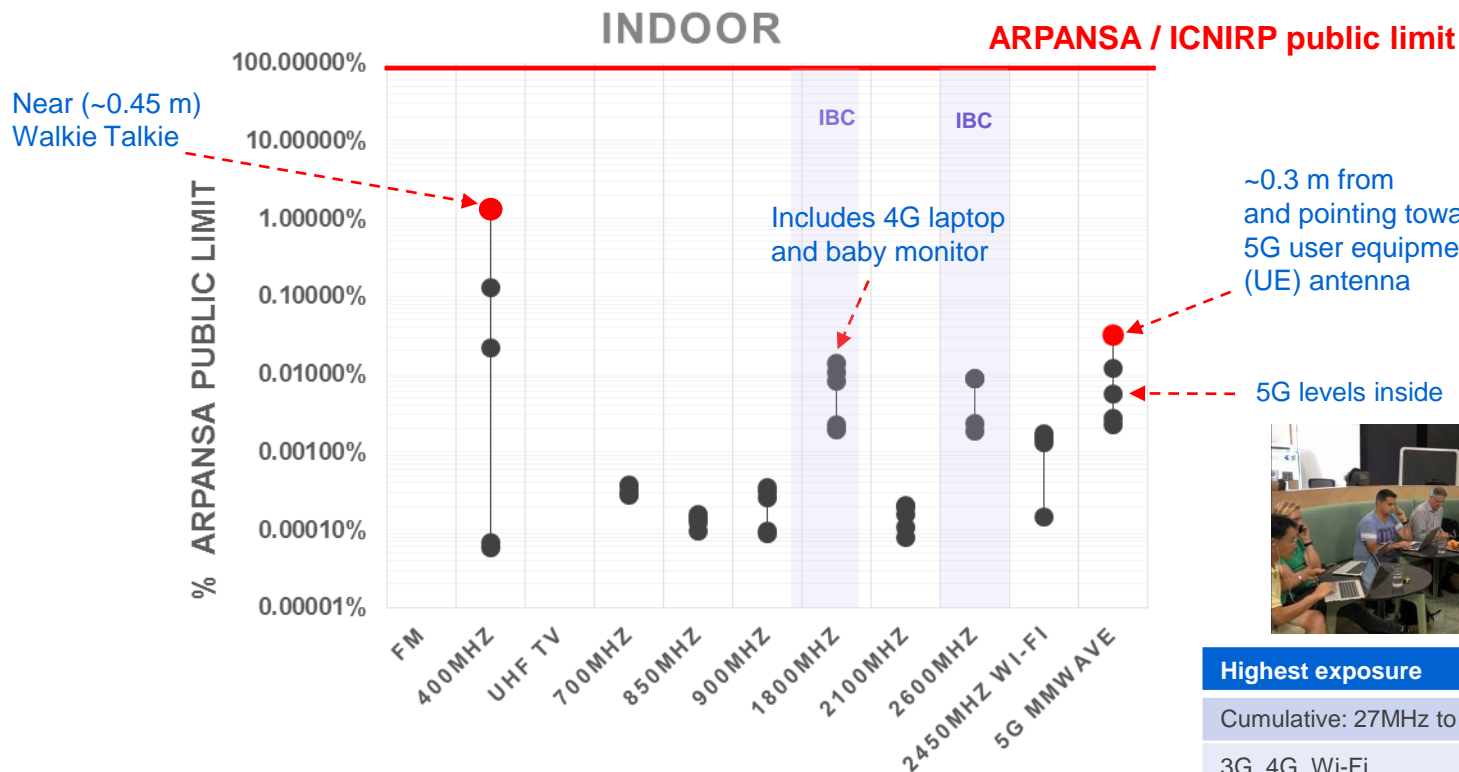


5G - 27 GHz

Channel power measurement with spectrum analyser and horn antenna



Environmental EMF levels - indoor



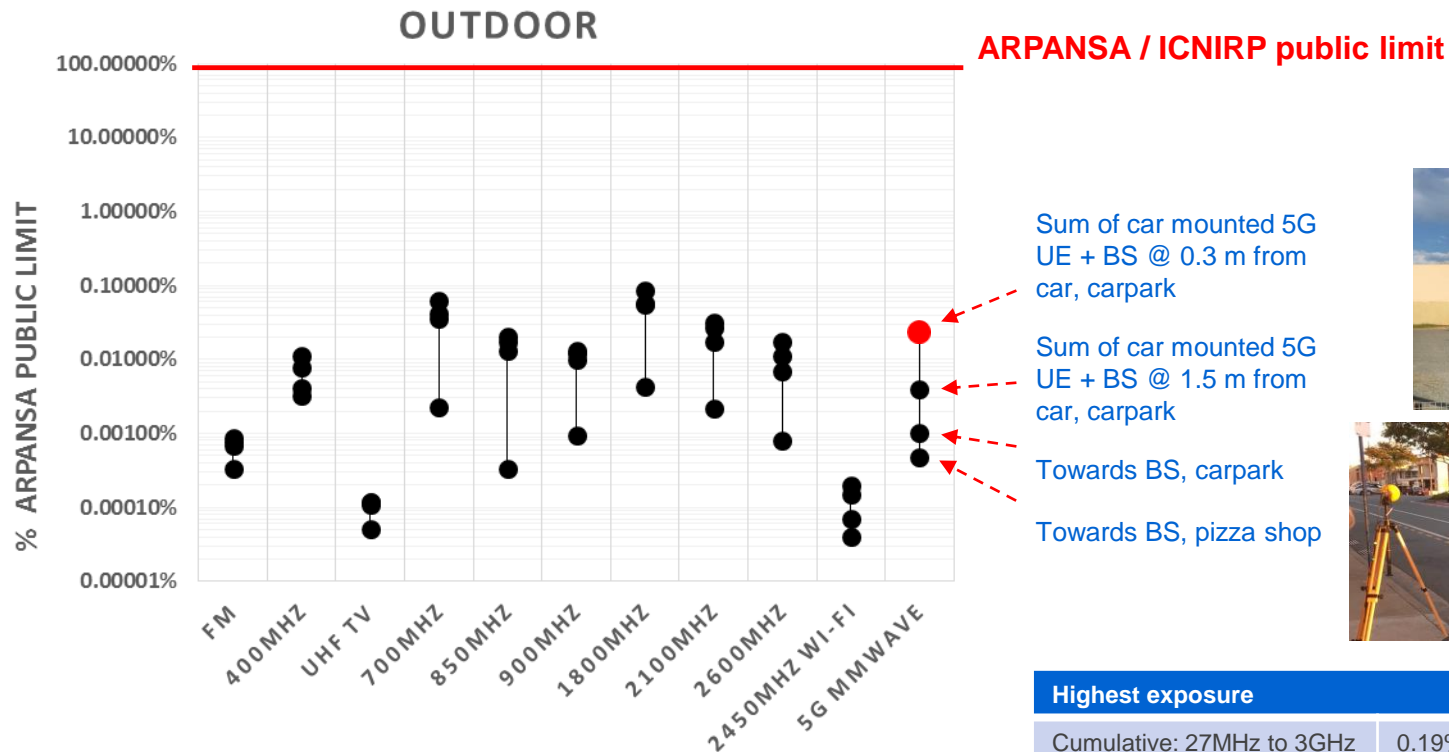
Highest exposure

Cumulative: 27MHz to 3GHz	1.34%
3G, 4G, Wi-Fi	0.025%
5G (near UE antenna)	0.032%
5G (general environment)	0.012%

- Measurements at different positions



Environmental EMF levels - outdoor



• Measurements at different positions

Highest exposure

Cumulative: 27MHz to 3GHz	0.19%
5G	0.025%



Observations

❑ **Overall EMF Levels** – all mobile technologies including 5G significantly below ARPANSA RPS3 / ICNIRP

❑ **What does 5G add?**

Indoor & Small cells – similar EMF to current technology (more data/ more users)

Outdoors Macro cells – predict similar EMF to current macro technology (more data/ more users)

5G is more efficient – more data/users for same power. (will replace older less efficient technologies)

❑ **Many more devices** – no significant increase in environmental/background EMF

- devices will have increased efficiency
- devices will comply with EMF limits
- EMF levels from devices decrease very rapidly with distance
- many devices have intermittent transmission (low EMF)



Findings

- ❑ Good alignment between predicted 5G levels and measured 5G levels under test conditions
 - provides confidence in calculating 5G EMF levels
- ❑ Measurements show 5G signals comparable to other radio signals in the environment and significantly lower than the ARPANSA public limit
- ❑ Indoor measurements with a multitude of radio technologies and devices inc 5G were well below the ARPANSA public limit
- ❑ MIMO systems increase measurement complexity in a live network environment (e.g. dynamic beam steering). IEC standards working on methods of assessing MIMO systems
- ❑ Measurement instruments found to be suitable for the trial
- ❑ Requires a good understanding of measurement practices and the mobile technology



Team effort

John Parker

Geoff Bail

Phill Knipe

Eman Younus


Debbie Wills

Steve Iskra

Mike Wood

Telstra staff at
Southport exchange

Ericsson staff



Thank you



mike.wood@team.telstra.com